

MAKE YOUR OWN RECYCLED BIRDHOUSE

Snoopy took care of the Earth by using recycled materials to create homes for Woodstock and his feathered friends. Now you and your family can do the same for your backyard birds this Earth Day—reduce waste, conserve nature, and have fun doing it!

WHAT YOU'LL NEED

- Cardboard box / shoebox
- Cloth or cardboard scraps
- Non-toxic white glue or homemade cornstarch glue
- Scissors
- Hole puncher
- String or ribbon
- Nesting materials - straw, twigs, leaves, yarn, cotton balls, etc.
- Bird seed



INSTRUCTIONS


1. Grab your cardboard box or shoebox. Cut a hole in the side of the box as a doorway into the front of the birdhouse.

2. Punch or cut two smaller holes on the left and right sides of the box, a few inches apart and lined up on both sides. Thread a string or ribbon through one hole on the left side and through the corresponding hole on the other side. Tie the ends of the ribbon together. Repeat with another string or ribbon through the other holes, so you have two loops of ribbon to hang up the box.

3. Glue the box shut and use cloth or cardboard scraps to cover any large gaps and holes.

4. Decorate! Cut out the decorations on page 3 and glue them onto your birdhouse, and get creative with non-toxic markers, colored pencils, construction paper, and lead-free paints.

5. Once any glue or paint dries, add nesting materials & bird seed into your birdhouse to catch the attention of local birds. Providing fresh water nearby is another good way to attract bird residents.




6. Hang your finished birdhouse on a tree branch near a window so you can watch the birds come and go without disturbing them!

You can make your birdhouse out of other recycled materials as well - like milk jugs & cartons, popsicle sticks, plastic bottles, and more! Just avoid using adhesive tape and any sharp or pressure-treated materials to keep those little birdies safe.




PEANUTS® TAKE CARE OF THE EARTH

BIRDHOUSE CUTOUTS



TAKE CARE OF THE EARTH



Recycling Answers

1. Yes
2. No
3. Yes
4. No
5. Yes
6. No
7. Yes
8. Yes