

THE PEANUTS GANG CELEBRATES ARBOR DAY

Dear Educator,

For more than 70 years, the Peanuts gang has taught us that there's nothing more important than caring for ourselves, each other, and the world around us.

Through cartoon strips that have delighted generations, Snoopy, Charlie Brown, and their friends have modeled a commitment to learning about and taking care of the Earth, and there's no better time to celebrate that commitment than Arbor Day!

Developed by Peanuts Worldwide and the curriculum specialists at Young Minds Inspired, these easy-to-implement, standards-based lessons provide creative and engaging Arbor Day activities designed to complement your English language arts and STEAM curricula, with extension activities the whole family can enjoy.

In honor of Arbor Day, Peanuts Worldwide is supporting reforestation around the world. Join the Peanuts gang as they celebrate Arbor Day by exploring the importance of trees to people, communities, and Earth. Please share this program with other K-2 teachers at your school. And let us know your opinion of the program by visiting [ymiclassroom.com/feedback-peanuts-arborday](https://www.ymiclassroom.com/feedback-peanuts-arborday). We look forward to your comments and suggestions.

Sincerely,



Dr. Dominic Kinsley
Editor in Chief
Young Minds Inspired



Questions? Contact YMI toll-free at 1-800-859-8005 or by email at feedback@ymiclassroom.com.

Program Objectives

- Inspire a sense of responsibility toward taking care of Earth
- Support language arts and STEAM skills

Target Audience

Students in grades K-2 and their families

How to Use This Program

Download, photocopy, and distribute the three reproducible activity sheets to all students, or share the PDFs digitally. Students will need pencils, crayons, or markers to complete the activity sheets. Have students share their completed sheets with their families so that they can do the activities at the bottom of each sheet together. Visit [ymiclassroom.com/peanuts-arborday](https://www.ymiclassroom.com/peanuts-arborday) for standards alignment.

Activity 1

We Need Trees

In this activity, students learn how trees benefit communities and the Earth, with a focus on how they provide food and shelter for people and animals.

Start by having students act out the life cycle of a tree, starting as a seed and reaching up to grow larger and taller. Then ask: *Where does your tree grow? In a forest? In your backyard? On a city street? Does the tree grow any fruit or nuts?*

Next, show this brief video, "We Need Our Trees," found at https://youtu.be/9EQHzD_2ak.

The video shows Charlie Brown getting upset that he ran into a tree while flying his kite. Sally, Linus, and Lucy point out that trees are important to people and wildlife. After watching the video, ask students to recall the three important things that trees provide — food, shelter for wildlife, and oxygen for people.



Extend the conversation, by asking students:

- *What is your favorite “tree food”?* (Provide examples such as walnuts, oranges, or apples.)
- *How do trees help animals and people?* (Explain that trees give us shade, they are used to make homes — even Snoopy’s — and they are home for many animals.)
- *What animals live in or near trees?*

Next, tell students that trees also provide us with oxygen to breathe. Finally, distribute the activity sheet and review the instructions. **Answers:** Part 1: Image order — 2, 3, 5, 1, 4. Part 2: apple, bird, five

Extension: Celebrate trees by creating paper leaves and having students write one important fact about trees on a leaf. Create a large tree trunk and branches on a bulletin board and have students add their leaves to it.

Activity 2 Communities Need Trees

In this activity, students learn how trees strengthen ecosystems and add beauty to the landscape.

Begin by asking students to close their eyes and picture the trees in their community. Do they know that trees help keep the air we breathe and the water we drink from becoming polluted? (For reference, view the list of benefits of trees at www.treepeople.org/22-benefits-of-trees/.)

Remind students that in the video, Lucy told Charlie Brown that without the oxygen that trees provide, we can’t breathe. Trees are an important part of life on Earth.

Ask students to share ways they think that we can take care of trees so they can continue to help us. Examples include watering and mulching newly

planted trees, pruning them to keep them in shape as they grow, and avoiding damage to them by keeping yard tools and pets away from them. Distribute the activity sheet and review the directions. **Answers:** Parts 1 and 2: Answers will vary.

Extension: Consider having the class vote on a “classroom tree” that they can research and learn about together in honor of Arbor Day.

Activity 3 We Celebrate Trees

In this activity, students learn about the annual celebration of Arbor Day and their state tree.

Note: Before you begin this lesson, confirm your state’s official tree. Check statesymbolsusa.org/categories/state-tree for a list.

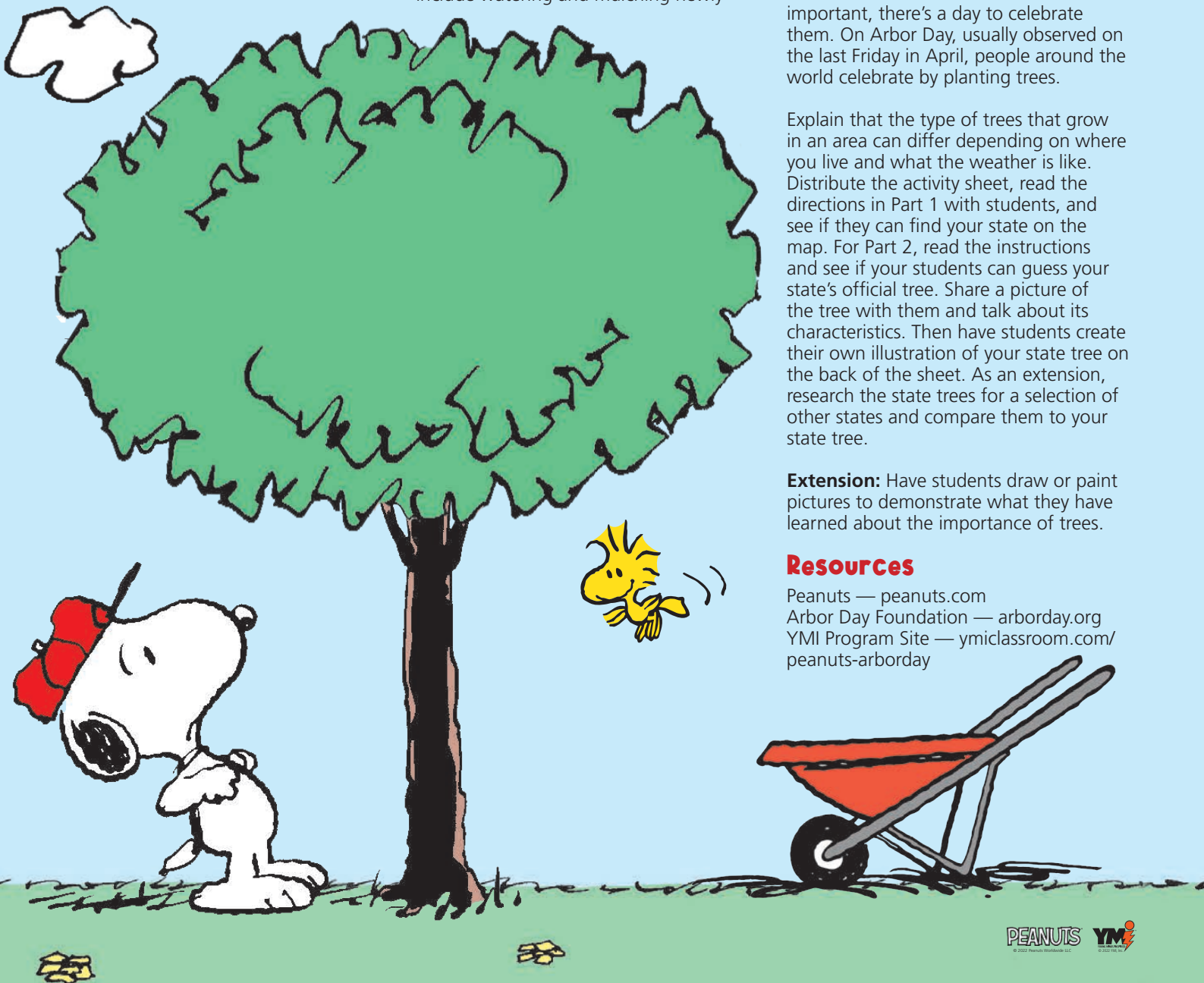
Tell students that because trees are so important, there’s a day to celebrate them. On Arbor Day, usually observed on the last Friday in April, people around the world celebrate by planting trees.

Explain that the type of trees that grow in an area can differ depending on where you live and what the weather is like. Distribute the activity sheet, read the directions in Part 1 with students, and see if they can find your state on the map. For Part 2, read the instructions and see if your students can guess your state’s official tree. Share a picture of the tree with them and talk about its characteristics. Then have students create their own illustration of your state tree on the back of the sheet. As an extension, research the state trees for a selection of other states and compare them to your state tree.

Extension: Have students draw or paint pictures to demonstrate what they have learned about the importance of trees.

Resources

Peanuts — peanuts.com
Arbor Day Foundation — arborday.org
YMI Program Site — ymiclassroom.com/peanuts-arborday

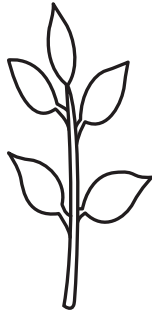


WE NEED TREES

Part 1: Look at the pictures below. They show how a tree grows. Number the pictures in the correct order. Then color the pictures.



sprout




sapling



grown tree



seed



young tree



Part 2: Look at the picture of the fully grown tree. What does it show?

Fill in the blanks in the sentences below to describe the tree.

The tree is an _____ tree.

There is a _____ in the tree.

There are _____ pieces of fruit on the tree.



Families: Go on a nature hunt! Take a "tree walk" to collect and identify leaves from trees in your neighborhood and then make a nature collage with what you find.


COMMUNITIES NEED TREES

Part 1: Trees make our communities better. Look at the picture below. How could a tree help the people who live in this home? It might provide shade. It might make their yard look pretty. It might cheer them up with colorful fall foliage or bright spring flowers. Draw a tree in the picture below. Add an animal that might live in the tree.



Part 2: Why do you think trees are important? Write a sentence below to tell Charlie Brown why you like trees:

I like trees because _____



Families: Take a walk and identify favorite trees in your community. You can use the fun Arbor Day tree identification tool found at www.arborday.org/trees/whattree/. But before you look up the trees, challenge yourself to name as many types of trees as you can.

WE CELEBRATE TREES

Part 1: Charlie Brown, Snoopy, and the Peanuts gang know that there are many types of trees. The trees planted on Arbor Day might depend on where you live. What state do you live in? Find your state on the map below and color it in.



Part 2: Each state in the United States has its own state tree. What is your state tree? Write it on the line below. Then draw a picture of it on the back of this sheet.

My state tree is _____



Families: Take a closer look! Did you know that tree rings can help us tell how the climate has changed over the life span of that tree? Visit <https://climate.nasa.gov/news/2540/tree-rings-provide-snapshots-of-earths-past-climate/> to learn more, and then see if you can uncover some tree stumps in your neighborhood that could provide interesting clues to the history that surrounds your community.