

# THE PEANUTS GANG CELEBRATES ARBOR DAY

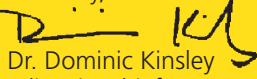
## Dear Educator,

For more than 70 years, the Peanuts gang has taught us that there's nothing more important than caring for ourselves, each other, and the world around us. Through cartoon strips that have delighted generations, Snoopy, Charlie Brown, and their friends have modeled a commitment to learning about and taking care of the Earth, and there's no better time to celebrate that commitment than Arbor Day!

Developed by Peanuts Worldwide and the curriculum specialists at Young Minds Inspired, these easy-to-implement, standards-based lessons provide creative and engaging Arbor Day activities designed to complement your English language arts and STEAM curricula, with extension activities the whole family can enjoy.

In honor of Arbor Day, Peanuts Worldwide is supporting reforestation around the world. Join the Peanuts gang as they celebrate Arbor Day by exploring the importance of trees to people, communities, and Earth. Please share this program with other grades 3-6 teachers at your school. And let us know your opinion of the program by visiting [ymiclassroom.com/feedback-peanuts-arborday](https://www.ymiclassroom.com/feedback-peanuts-arborday). We look forward to your comments and suggestions.

Sincerely,



Dr. Dominic Kinsley  
Editor in Chief  
Young Minds Inspired



Questions? Contact YMI toll-free at 1-800-859-8005 or by email at [feedback@ymiclassroom.com](mailto:feedback@ymiclassroom.com).

## Program Objectives

- Inspire a sense of responsibility toward taking care of Earth
- Support language arts and STEAM skills

## Target Audience

Students in grades 3-6 and their families

## How to Use This Program

Download, photocopy, and distribute the three reproducible activity sheets to all students, or share the PDFs digitally. Students will need pencils or pens to complete the activity sheets, as well as access to the internet for Activity 3. Have students share their completed sheets with their families so that they can do the activities at the bottom of each sheet together. Visit [ymiclassroom.com/peanuts-arborday](https://www.ymiclassroom.com/peanuts-arborday) for standards alignment.

## Activity 1

### We Need Trees

*In this activity, students learn how trees benefit communities and the Earth, with a focus on how they provide food and shelter for people and animals.*

Ask students to name some things necessary for life, i.e., food, shelter, and water. Then, ask them to think about something that can provide some or all of these things — trees! In addition to providing food and shelter, trees collect rainwater and then filter it before releasing it into the ground.

Show students the brief video, "We Need Our Trees," found at [https://youtu.be/9EQHzZD\\_2ak](https://youtu.be/9EQHzZD_2ak). The video shows Charlie Brown getting upset that he ran into a tree while flying his kite. Sally, Linus, and Lucy point out that trees are important to people and wildlife. After watching the video, ask students: *What are some ways trees are important to life on Earth?* For additional benefits of trees to share with students, visit [www.arborday.org/trees/treefacts](https://www.arborday.org/trees/treefacts).



Distribute the activity sheet and review the instructions. When students have finished Part 1, have them share their answers.  
**Answers:** Parts 1 and 2: Answers will vary.

**Extension:** Celebrate trees by having students create paper leaves and write one important fact about trees on each leaf. Create a large tree trunk and branches on a bulletin board and have students add their leaves to it.


### Activity 2 Communities Need Trees

*In this activity, students will learn how trees strengthen ecosystems and add beauty to the landscape.*

Begin by asking students to close their eyes and picture the trees in their community. Tell them that trees can be beautiful and provide food and shelter for animals, but they do so much more. Remind students that, in the video, Lucy told Charlie Brown that without the oxygen that trees provide, we can't breathe. In addition, trees stabilize the ground, filter rainwater, and clean and cool the air. Trees are vital to life on Earth.

Taking care of trees starts in our own communities. Ask students to share one way they think we can take care of trees. Talk about how we can keep trees healthy so they can continue to help us — watering and mulching newly planted trees, pruning them to keep them in shape as they grow, and avoiding damage to them by keeping yard tools and pets away from them as well. Now distribute the activity sheet and review the directions.

**Answers:** Part 1: ecosystems, oxygen, climate, filter, remove, vapor, shade, Earth. Part 2:



**Extension:** Consider having the class vote on a “classroom tree” that students can research and learn about in honor of Arbor Day.



### Activity 3 We Celebrate Trees

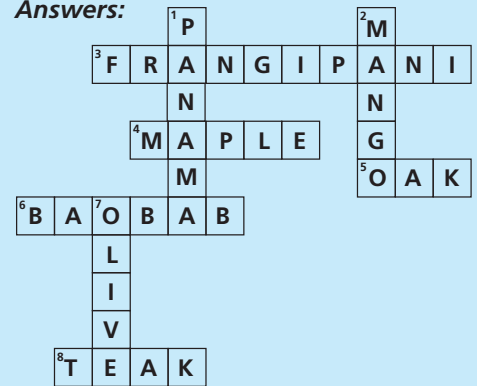
*In this activity, students learn about the annual celebration of Arbor Day as well as some official trees celebrated in various countries.*

Tell students that because trees are so important, there's a day to celebrate them. On Arbor Day, usually observed on the last Friday in April, people around the world celebrate by planting trees. Some trees are planted for what they can provide, while others are more ornamental. Wherever it is planted, the tree needs to be able to thrive in the climate of that community and country.

Ask students if they know the national tree of the United States (oak tree). Next, tell them that they will learn about official trees in some other countries as well. Distribute the activity sheet and review the instructions. Students may need access to the internet to research the answers.

**Extension:** Have students work together to create a digital slideshow about Arbor Day that can be shown to younger students and/or their peers to demonstrate what they have learned about the importance of trees.

**Answers:**



### Resources

- Peanuts — [peanuts.com](http://peanuts.com)
- Arbor Day Foundation — [arborday.org](http://arborday.org)
- YMI Program Site — [ymiclassroom.com](http://ymiclassroom.com)
- [peanuts-arborday](http://peanuts-arborday)

# WE NEED TREES

**Part 1:** Trees provide food and shelter. In the first column, name some fruits and nuts that trees produce. In the second column, name all the animals you can think of that live in or near trees. How many can you come up with?

Fruits and Nuts That Trees Produce	Animals That Live in Trees

**Part 2:** The mayor of your town just won a grant to fix up the town's park. But the city council is divided on how to spend the money. Some want more parking spaces. Others want more trees. The mayor is asking the townspeople to choose what they prefer. Use what you've learned about the benefits of trees to write a letter designed to persuade the mayor to use the money to plant trees in the park.

**Dear Mayor Jones:**

---

---

---

---

---

---

---

---

---

---



**Families:** Go on a nature hunt! Take a "tree walk" to identify leaves, nuts, or fruit from trees in your neighborhood and then make a nature collage out of what you find.

# COMMUNITIES NEED TREES

**Part 1:** Trees are important for many reasons. Find out more by using the vocabulary words in this box to fill in the blanks in the paragraph below.

Word Box							
vapor	oxygen	ecosystems	filter	remove	climate	shade	Earth

Trees aren't just a great place for a picnic. They strengthen \_\_\_\_\_ by **stabilizing** the ground, providing \_\_\_\_\_, filtering water and air, and **reducing** \_\_\_\_\_ change. Tree **roots** grip the ground, **preventing** it from washing away during **rainstorms** or floods. In addition, as rain falls, the roots \_\_\_\_\_ **pollutants** from the water. As trees "breathe" through the **stomata** in their leaves or needles, they \_\_\_\_\_ **carbon dioxide** from the air, absorbing it and releasing oxygen. Excess water \_\_\_\_\_ is also **released**, cooling the air. Trees also provide \_\_\_\_\_ that cools the Earth, animals, and humans. Trees are a **vital** part of life on \_\_\_\_\_.

**Part 2:** Read the paragraph again. Find the words in **bold** and circle them in the word search right.

R	V	I	T	A	L	A	F	G	Q	Z	C	U	R	P
E	E	B	E	Q	I	R	T	E	I	F	W	A	G	D
D	O	D	C	H	E	O	R	A	G	J	I	J	E	L
I	N	A	U	U	V	O	U	Y	M	N	Y	S	U	C
X	V	X	N	C	Q	T	W	K	S	O	A	D	G	T
O	P	N	U	V	I	S	Q	T	G	E	T	H	B	K
I	R	Z	E	F	M	N	O	N	L	Y	U	S	R	L
D	E	A	S	W	M	R	G	E	G	Q	K	R	A	V
N	V	A	X	F	M	I	R	Y	M	Z	H	X	V	Y
O	E	E	T	S	T	N	A	T	U	L	L	O	P	Y
B	N	G	Y	J	Z	O	G	Z	K	R	N	Z	A	V
R	T	S	K	S	H	M	H	Y	M	Y	P	K	T	S
A	I	H	U	F	O	H	X	L	B	I	U	N	O	K
C	N	S	T	A	B	I	L	I	Z	I	N	G	G	B
Y	G	S	P	R	U	G	R	F	W	A	Q	K	B	Q




**Families:** Go for a walk and identify favorite trees in your community. You can use the fun Arbor Day tree identification tool found at [www.arborday.org/trees/whattree/](http://www.arborday.org/trees/whattree/). But before you look up the trees, challenge yourself to name as many types of trees as you can.

# WE CELEBRATE TREES

Many countries around the world have official trees. Complete the crossword below to learn more about these special trees. In addition to the clues, you can use the list of national trees found at [https://kids.kiddle.co/List\\_of\\_national\\_trees](https://kids.kiddle.co/List_of_national_trees) for extra help.


**ACROSS**

- 3. This tree has a wonderful night fragrance. It is the national tree of Laos.
- 4. The leaf of this national tree is featured on Canada's flag.
- 5. Many countries share this national tree of the United States.
- 6. This tree is known for its broad trunk and long life. It is the national tree of Madagascar.
- 8. This is the national tree of Indonesia. Its wood is very strong and is used for outdoor furniture.



**DOWN**

- 1. This Central American country's national tree has the same name as the country.
- 2. This tree produces a delicious orange fruit. It is the national tree of Bangladesh.
- 7. This is the national tree of Israel, Albania, Greece, Palestine, and Italy.



**Families:** Take a closer look! Did you know that tree rings can help us tell how the climate has changed over the life span of that tree? Visit <https://climate.nasa.gov/news/2540/tree-rings-provide-snapshots-of-earths-past-climate/> to learn more, and then see if you can uncover some tree stumps in your neighborhood that could provide interesting clues to the history that surrounds your community.